

VOLA 100, 100X, 200, 200V, 300
 VOLA 400DV, 400, 400V, 400N, 400NV, 400T
 VOLA 400TV, 400F, 400FV, 400R, 400RV
 VOLA 2100, 2100X, 2200, 2200V, 2300, 2400
 VOLA 2400V, 2400N, 2400NV, 2400T, 2400TV
 VOLA 2400F, 2400FV, 2400R, 2400RV



Fitting instruction Monteringsvægledning
 Montageanleitung Montage hanleiding
 Monteringsvejledning Manuel de montage



04/00029
 04/00031
 04/00055



www.vola.com

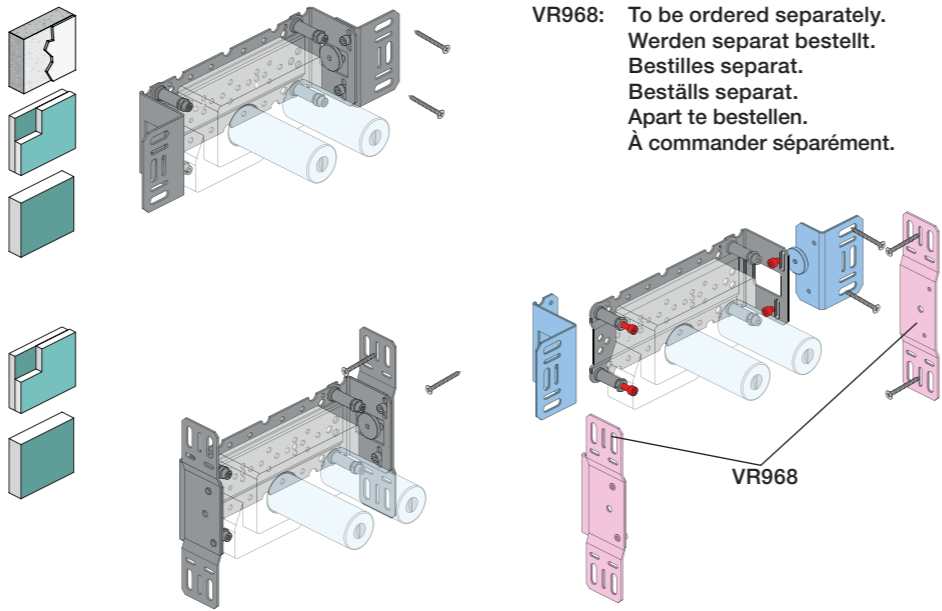
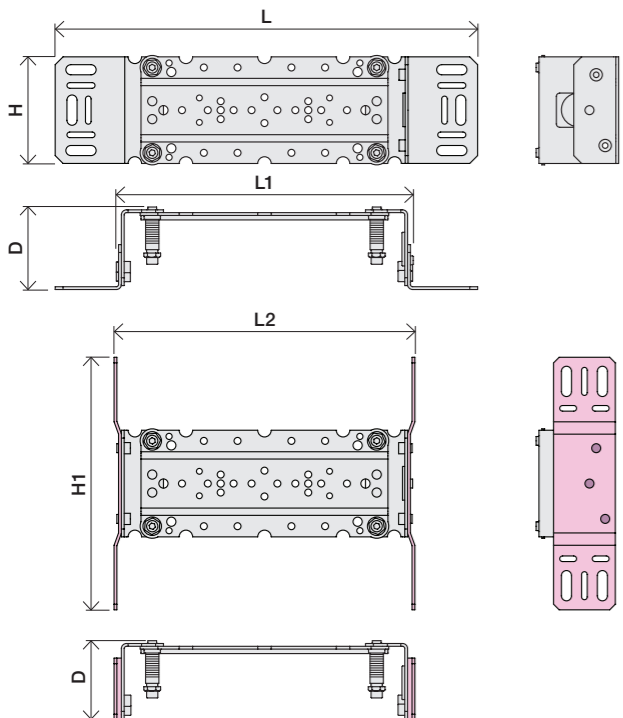
100-2100_V3_40998502
 11-07-2024

vola



5 705230 286211

	L	L1	L2	H	H1	D
100, 100X, 200V, 300, 400V, 400DV 2100, 2100X, 2200V, 2300, 2400V	377 mm 14 3/4"	260 mm 10"	268 mm 10 1/2"	95 mm 3 3/4"	186 mm 7 3/8"	70 mm 2 3/4"
400NV, 400TV 2400NV, 2400TV	475 mm 18 3/4"	355 mm 14"	367 mm 14 1/2"			
400FV, 400RV 2400FV, 2400RV	552 mm 21 3/4"	435 mm 17"	447 mm 17 5/8"			




VR968: To be ordered separately.
 Werden separat bestellt.
 Bestilles separat.
 Beställs separat.
 Apart te bestellen.
 À commander séparément.

A Data, 3 Bar/43.5 Psi:

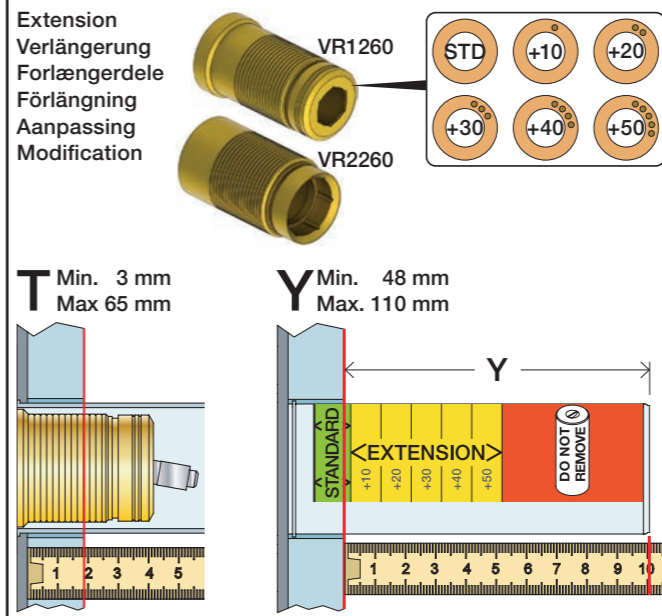
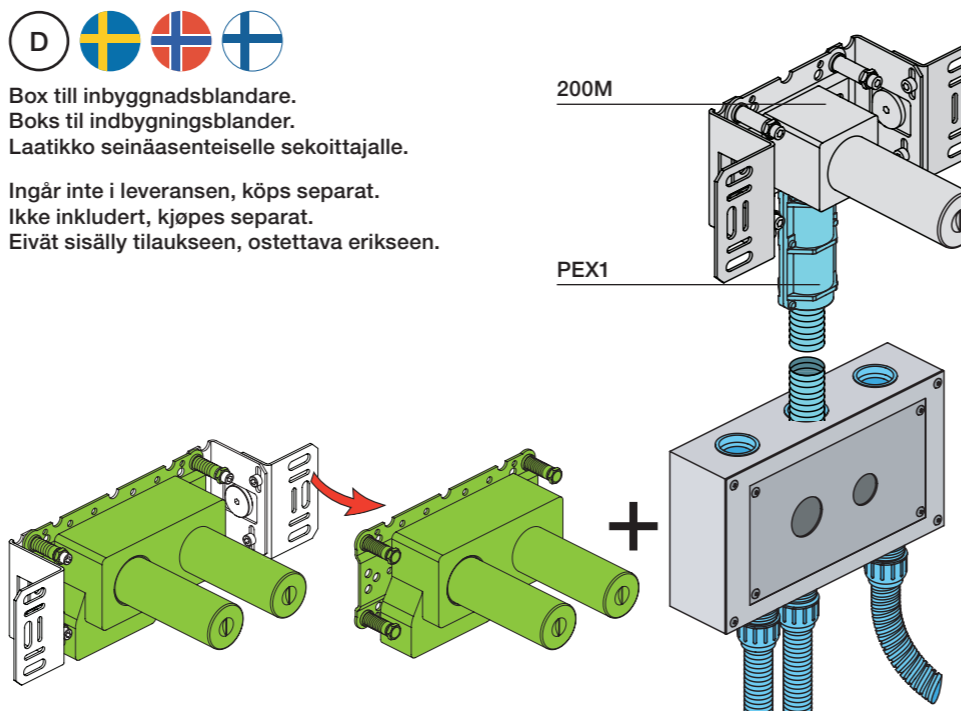
	l/min.	Gal/min.	Max. 65°C, 150°F
100:	18,3	4.8	Max.: 10 Bar/145 psi
400V:	15,6	4.1	
2100:	25,2	6.7	
2400V:	22,2	5.9	

B Check the local legislation.
 Bitte die örtlichen Vorschriften überprüfen.
 Tjek de lokale regler.
 Kontrollera den lokala lagstiftning.
 Verifieer de lokale regelgeving.
 Vérifiez la législation locale.



C DE: Bitte separat beiliegende Anleitung für die Schalldämpfer VR1249 beachten

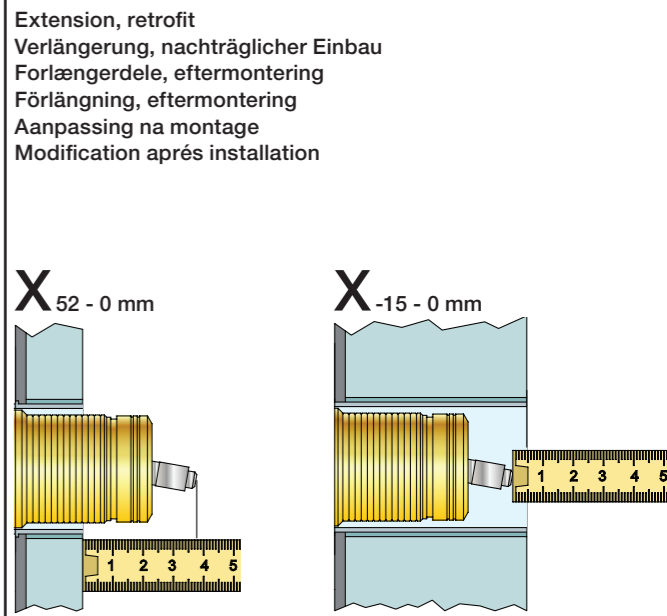
DE: Bitte separat beiliegende Anleitung für die Schallentkopplung VR972 beachten



T	Y	VR1260/2260/1400/1020K
3 - 15 mm	110 - 98 mm	Std.
15 - 25 mm	98 - 88 mm	+10
25 - 35 mm	88 - 78 mm	+20
35 - 45 mm	78 - 68 mm	+30
45 - 55 mm	68 - 58 mm	+40
55 - 65 mm	58 - 48 mm	+50

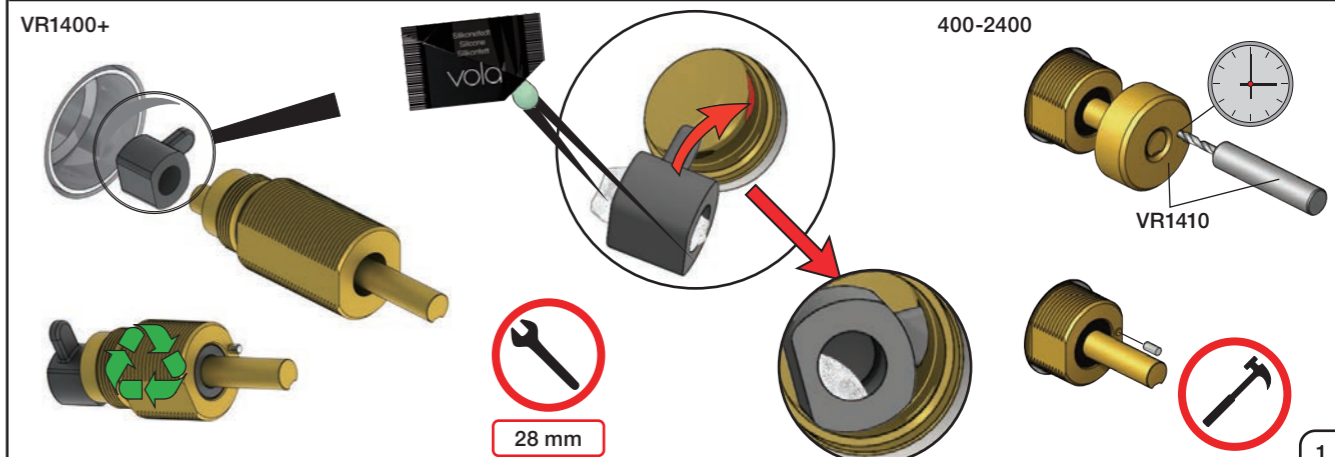
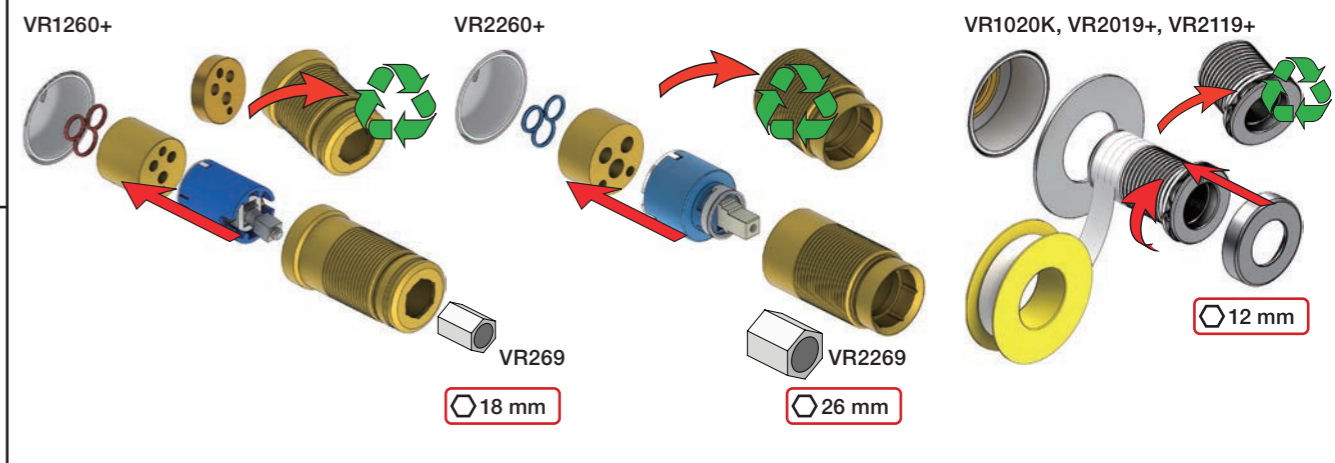
Fitting of extension
 Montage von verlängerung
 Monterings af forlængerdele

Montering av förlängning
 Montage van de verlengstukken
 Montage des rallonges



X	VR1260 + VR1400 + VR1020K
40 - 52 mm	Std.
30 - 40 mm	+10
20 - 30 mm	+20
10 - 20 mm	+30
0 - 10 mm	+40
-10 - 0 mm	+50

X	VR2260 + VR1400 + VR1020K
35 - 47 mm	Std.
25 - 35 mm	+10
15 - 25 mm	+20
5 - 15 mm	+30
-5 - 5 mm	+40
-15 - -5 mm	+50





2x13 mm Lightweight wall
 Leichtwand
 Let væg

Lätta konstruktion
 Holle wandconstructie
 Construction légère



1x15 mm
1x18 mm
1x20 mm

2x13 mm

Lightweight wall
 Leichtwand
 Let væg

Lätta konstruktion
 Holle wandconstructie
 Construction légère



Masonry
 Mauerwerk
 Murværk

Murverk
 Massieve wand
 Mur Plein



2 Test Pressure
 Prüfdruck
 testtryk
 Test tryk
 Test druk

Check the local legislation.
 Bitte die örtlichen Vorschriften überprüfen.
 Tjek de lokale regler.
 Kontrollera den lokala lagstiftning.
 Verifieer de lokale regelgeving.
 Vérifiez la législation locale.

1. MAX. 16 Bar 232 Psi

2. MAX. 4 Bar 58 Psi

! Water - Wasser - Vand - Vatten - Water - L'eau
! MAX 1 Minute - Minut - Minuut !



